


INCREDIBLE CARAMEL CORN

1 7 oz. bag of Hullless Popcorn
1 stick butter or margarine
1 cup brown sugar

- Melt butter and brown sugar on stovetop or in microwave.
- In large bowl pour butter and brown sugar mixture over popcorn. Stir well.
- Pour entire mixture onto large sheetcake pan and bake in 250 degree oven for 8 minutes.
- Take out of oven and stir. Bake another 8 minutes.
- Take out of oven again and stir.
- Bake a final 8 minutes and pour out on wax paper to cool, occasionally breaking up.
- Will fit in a galloon size zip-lock bag with a few extra to taste.



Deb Strain

debstrain.blogspot.com

HOLIDAY BASKET

from Deb Strain

□ Print 1 (9"x22"):

1-6 $\frac{1}{8}$ " x 6 $\frac{1}{8}$ "

cut once diagonally

2-2 $\frac{1}{4}$ " x 5 $\frac{3}{4}$ "

5-2 $\frac{5}{8}$ " x 2 $\frac{5}{8}$ "

cut once diagonally

1-2 $\frac{1}{4}$ " x 2 $\frac{1}{4}$ "

■ Print 2 (9"x22"):

2-6 $\frac{1}{2}$ " x 6 $\frac{1}{2}$ "

cut once diagonally

■ Print 3 (9"x22"):

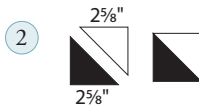
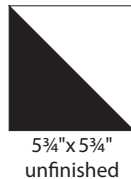
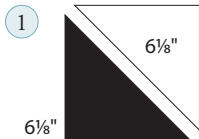
1-6 $\frac{1}{8}$ " x 6 $\frac{1}{8}$ "

cut once diagonally

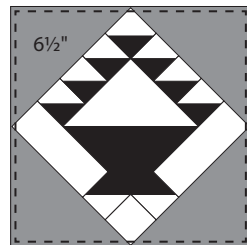
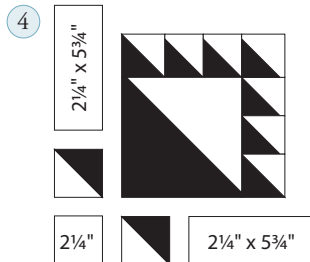
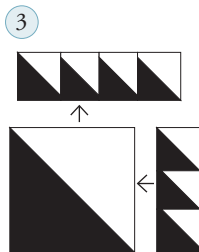
5-2 $\frac{5}{8}$ " x 2 $\frac{5}{8}$ "

cut once diagonally

www.modafabrics.com



Make 9
2 $\frac{1}{4}$ " x 2 $\frac{1}{4}$ "
unfinished



Trim to
12 $\frac{1}{2}$ " x 12 $\frac{1}{2}$ " with seams