


# moda

## BAKESHOP

Original Recipe



Opposites Attract {Alford Inn Quilt}

 Moderate

### Ingredients:

- 1 Old Glory Gatherings Layer Cake
- 1 Old Glory Gatherings Jelly Roll
- 3/4 yd. binding fabric
- 5 yd. backing fabric


Original Recipe can be found at [www.modabakeshop.com](http://www.modabakeshop.com)



## Instructions:

### Layer Cake:


Trim  $1 \frac{1}{8}$ " off two adjoining sides of each layer cake piece to make an  $8 \frac{7}{8}$ " square. (Careful: cut adjoining sides or you will end up with a rectangle!)



Make 18 sets of 2 complimentary layer cakes  $8 \frac{7}{8}$ " squares, placing right sides together. On the lighter of the 2 cakes, draw a diagonal line with your ruler, creating two triangles. ( 5 layer cake pieces will be leftover.)

Sew  $\frac{1}{4}$ " down each side of the drawn line. Cut down the diagonal line to make two half square triangles from each square. Press the  $\frac{1}{2}$  square triangles open, with seam allowances to the darker side.

*Original Recipe can be found at [www.modabakeshop.com](http://www.modabakeshop.com)*



Jelly Roll:

From Each jelly roll strip, cut 4 pieces:

2 - 8 1/2" x 2 1/2"

2 - 12 1/2" x 2 1/2"

Cut carefully - there is very little waste.

*Original Recipe can be found at [www.modabakeshop.com](http://www.modabakeshop.com)*



Match the coordinating cut jelly roll strips with each set of the 8 1/2" half square triangles that you made. First, sew the 8 1/2" strips on the sides of the coordinating block. (Opposite colors attached to each other.) Press seam allowance away from the block to reduce bulk.



Then sew the 12 1/2" strips on the top and bottom, as in the picture below.

*Original Recipe can be found at [www.modabakeshop.com](http://www.modabakeshop.com)*



Make 35 blocks.  
Lay then out 5 by 7 in any fashion that is appealing to your eye.

## Yield:

This makes a 60" x 84" quilt.

Other size options:

72" x 84": 6 x 7 - block layout  
42 - completed blocks  
2 fat quarters for additional squares and jelly roll strips.  
3/4 yd. binding fabric  
5 yd. backing fabric

96" x 120": 10 x 8 - block layout  
80 - completed blocks  
Requires an additional layer cake and jelly roll to complete 80 blocks.  
1 yd. binding fabric  
8.5 yd. backing fabric



Cindy Alford  
{alfordinn.com}

*Original Recipe can be found at [www.modabakeshop.com](http://www.modabakeshop.com)*