

moda

BAKESHOP

Original Recipe



Sugar Cube Pincushion by Vickie Eapen

Ingredients:




Moda charm pack - choose 6 charm squares, Moda jelly roll strips/scraps, or Moda scrapbag strips
2 inch square english paper pieces by paper.pieces.com
upholstery thread
silk thread
Doll makers needle
polyfil

Garnishes (optional):
6 buttons that coordinate with fabric


Original Recipe can be found at www.modabakeshop.com

Instructions:

Choose 6 fabrics and cut a 2.5 inch square. Your 2 inch paper piece will fit perfectly.



Baste the paper pieces to the wrong side of the fabric. The type or color of thread doesn't matter as you will be removing them at the end of the piecing. I do not 'knot' the thread at the end...just overlap the basting stitch. This allows me to pull the thread more easily once the squares are sewn together. After you have them all basted lay them out in a pleasing arrangement.




Taking 2 squares right sides together begin to whip stitch the edges. Here I do knot the thread and I use silk thread to help hide my stitches.



This is the how the piece should look....

Original Recipe can be found at www.modabakeshop.com

Then you stitch the sides together...it is necessary to remove the center square paper to allow you to fold the piece to align the squares right sides together for stitching. As you stitch the sides and a 'square' is sewn completely you can remove that paper to give even more flexibility.



Leave one opening for turning and stuffing. This is before all the paper pieces are removed.



Here they are removed and the pincushion is turned for stuffing.

Once you stuff it, whip stitch opening closed...again with silk thread if you have it. I use a doll makers needle for sewing the buttons since they are longer and studier but still go through the button holes.



Original Recipe can be found at www.modabakeshop.com

I made 3 sugar cubes...they're addicting!...the top one is Aviary fabric from a Moda Scrapbag! Bottom left is Fig and Plum from a Moda charm pack and the right cushion is Mary Englebreit's Friends and Flowers jelly roll!!



Yield:

Up to 6 pincushions from 1 charm pack! Bunches from a jelly roll or scrap bag.

Vickie E ... aka Mid-Ohio Knitter

<http://www.midohioknitter.blogspot.com/>

Original Recipe can be found at www.modabakeshop.com