


Sweet Celebrations  **Cake Cookies with Sprinkles** 
with the Moda Bake Shop Chefs

Ingredients:
 1 box of white cake mix
 (yeah like as in a cake mix)
 1 egg
 1/4 cup of water
 1/4 cup of oil
 sprinkles for the top of your
 cookies



Instructions:
 preheat oven at 350 degrees

mix:
 cake mix, egg, water, and oil in a large bowl.
 in a separate bowl place some sprinkles to cover
 the bottom of your bowl. take a teaspoon of the
 cookie mixture and make it into a ball.
 dab one side of your ball in the sprinkles place
 sprinkle side up 1" apart from each other on your
 un-greased cookies sheet. cook for approx. 15
 minutes (add a little more if they seem doughy).
 cool on a cooling rack.

Yield: About 15 yummy cookies

From the kitchen of Vanessa Christenson | vanessachristenson.com

3"x5" recipe card

Sweet Celebrations  **Cake Cookies with Sprinkles** 
with the Moda Bake Shop Chefs

Ingredients:
 1 box of white cake mix
 (yeah like as in a cake mix)
 1 egg
 1/4 cup of water
 1/4 cup of oil
 sprinkles for the top of your
 cookies

Instructions:
 preheat oven at 350 degrees

mix:
 cake mix, egg, water, and oil in a large bowl.
 in a separate bowl place some sprinkles to cover
 the bottom of your bowl. take a teaspoon of the
 cookie mixture and make it into a ball.
 dab one side of your ball in the sprinkles place
 sprinkle side up 1" apart from each other on your
 un-greased cookies sheet. cook for approx. 15
 minutes (add a little more if they seem doughy).
 cool on a cooling rack.

Yield: About 15 yummy cookies

From the kitchen of Vanessa Christenson | vanessachristenson.com

4"x6" recipe card