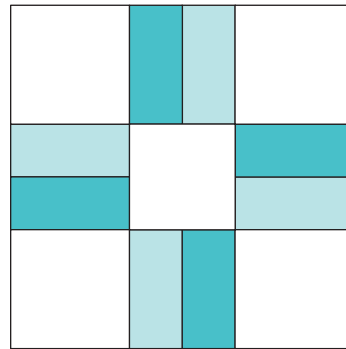
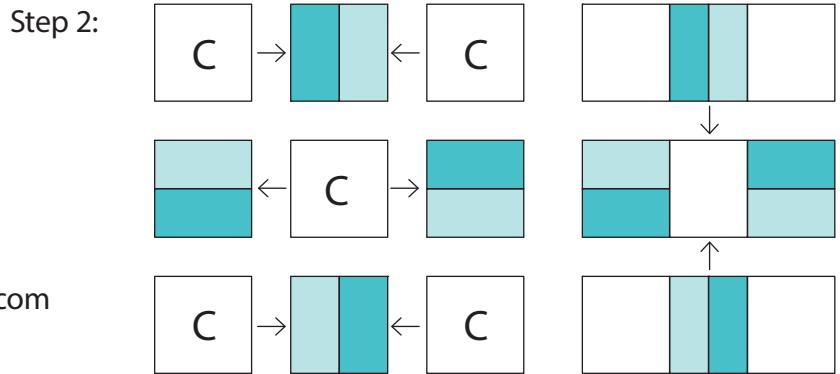
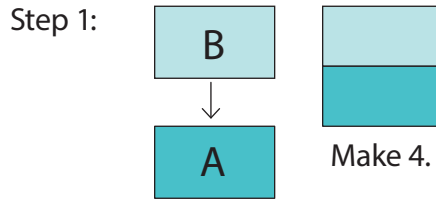


Family Patch Deb Strain

Visit Deb's blog - www.debstrain.blogspot.com

Use a 1/4" seam allowance.
Press in the direction of the arrows.

Construction



Family Patch Variation sizes

	3"	6"	12"	18"	24"
A	4-1½" x 1" 	4-2½" x 1½" 	4-4½" x 2½" 	4-6½" x 3½" 	4-8½" x 4½"
B	4-1½" x 1" 	4-2½" x 1½" 	4-4½" x 2½" 	4-6½" x 3½" 	4-8½" x 4½"
C	5-1½"	5-2½"	5-4½"	5-6½"	5-8½"