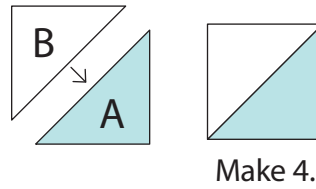


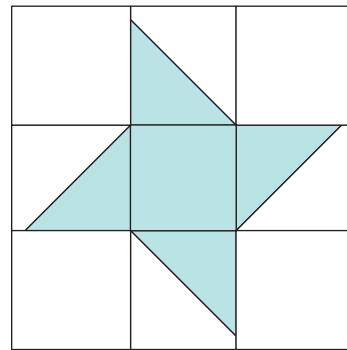
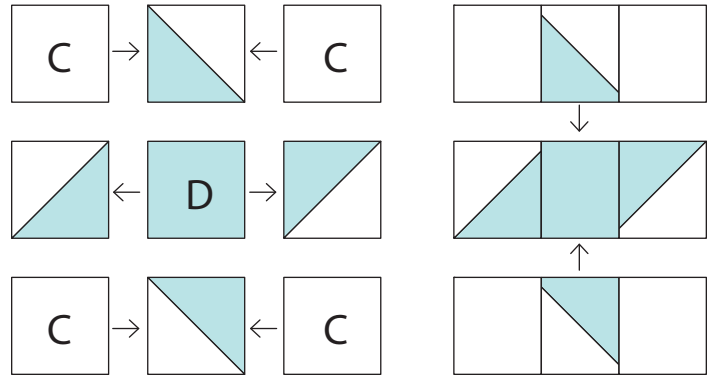
Use a 1/4" seam allowance.
Press in the direction of the arrows.

Construction

Step 1:



Step 2:



Friendship Star

by Sweetwater

blog - www.sweetwater.typepad.com

Friendship Star sizes

	3"	6"	12"	18"	24"
A	2-1 ⁷ / ₈ "	2-2 ⁷ / ₈ "	2-4 ⁷ / ₈ "	2-6 ⁷ / ₈ "	2-8 ⁷ / ₈ "
B	2-1 ⁷ / ₈ "	2-2 ⁷ / ₈ "	2-4 ⁷ / ₈ "	2-6 ⁷ / ₈ "	2-8 ⁷ / ₈ "
C	4-1 ¹ / ₂ "	4-2 ¹ / ₂ "	4-4 ¹ / ₂ "	4-6 ¹ / ₂ "	4-8 ¹ / ₂ "
D	1-1 ¹ / ₂ "	1-2 ¹ / ₂ "	1-4 ¹ / ₂ "	1-6 ¹ / ₂ "	1-8 ¹ / ₂ "