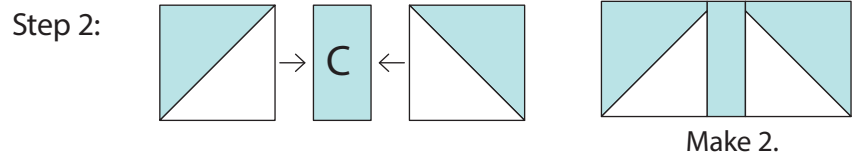
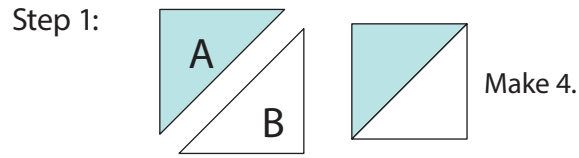
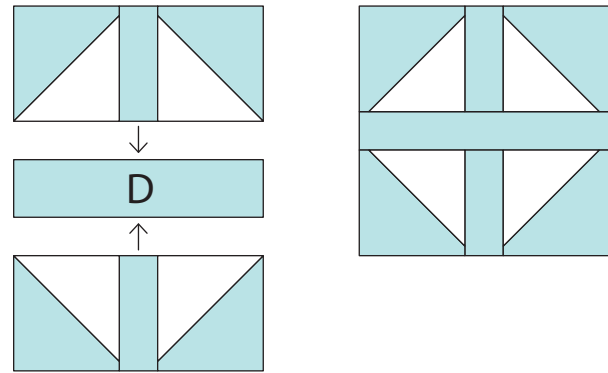
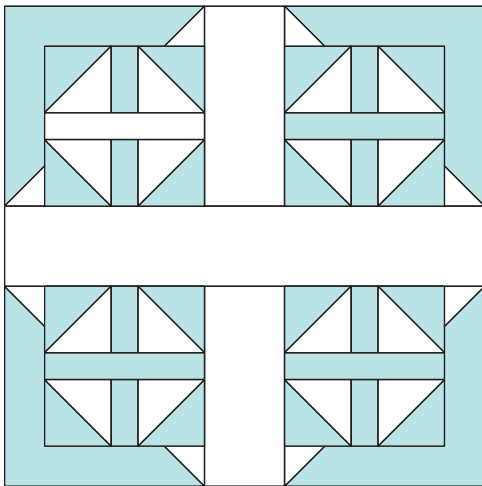


Use a 1/4" seam allowance.
Press in the direction of the arrows.

Construction



ZEN CHIC
website - www.britteheitland.de/



Combine 6" blocks, add sashing to create an 18" finished block.

Texas Puzzle sizes

| | 3" | 6" | 12" | 18" | 24" |
|---|-------------------|-----------------------|------------------------|------------------------|------------------------|
| A | 2-2 1/8" | 2-3 3/8" | 2-5 7/8" | 2-8 3/8" | 2-10 7/8" |
| B | 2-2 1/8" | 2-3 3/8" | 2-5 7/8" | 2-8 3/8" | 2-10 7/8" |
| C | 2-1 3/4" x 1" | 2-3" x 1 1/2" | 2-5 1/2" x 2 1/2" | 2-8" x 3 1/2" | 2-10 1/2" x 4 1/2" |
| D | 1-3 1/2" x 1" | 1-6 1/2" x 1 1/2" | 1-12 1/2" x 2 1/2" | 1-18 1/2" x 3 1/2" | 1-24 1/2" x 4 1/2" |