

# Bartholo-meow's Reef

and  
timbeck

Quilt is 44½" x 44".

Fabric Requirements

**Boat sails and masts**

1 Slice\*

**Background:** 2¼ yards

(9900 60)

**Binding:** ½ yard (39535 11)

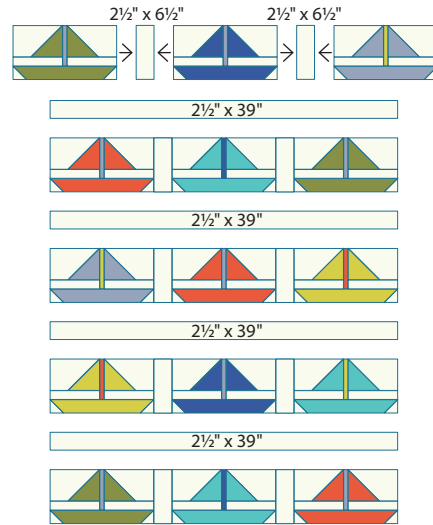
**Backing:** 3 yards

\*Slice = 42-10" triangles

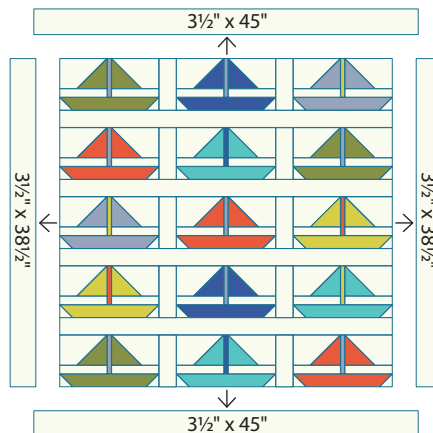


*Featured fabric is  
Bartholo-meow's Reef  
by tim and beck for Moda*

- 2 Arrange and sew the blocks in 5 rows of 3 boats and 2-2½" x 6½" strips each. Join the rows and 2½" x 39" background strips alternating them as shown.



- 3 Add the 3½" x 38½" background strips to the quilt sides. Add the 3½" x 45" strips to the top and bottom. Layer, quilt and bind.



Quilt is 44½" x 44".



# Bartholo-meow's Reef

moda and timbeck™

moda

MODAFABRICS.COM

WEB39530 — SUGGESTED RETAIL \$6.00



# Bartholo-meow's Reef and timbeck™

Quilt is 44½" x 44".

## Fabric Cutting

### Boat sails and masts

Select 15 slices for the sails.

From the remaining slices cut 15-1" x 6" masts

### Background

3-8" x width of fabric strips

From the strips, cut 15-8" squares; cut in half on the diagonal to make 30 half square triangles

7-3½" x width of fabric strips

From 2 strips, cut 2-3½" x 38½" strips

Sew 5 strips end to end. From this long strip cut 2-3½" x 45" and 2-3½" x 38½"

6-2½" x width of fabric strips

From the strips, cut 4-2½" x 39" strips and 10-2½" x 6½" rectangles


5-1½" x width of fabric strips

From the strips, cut 15-1½" x 12" strips

### Binding

5-2½" x width of fabric strips

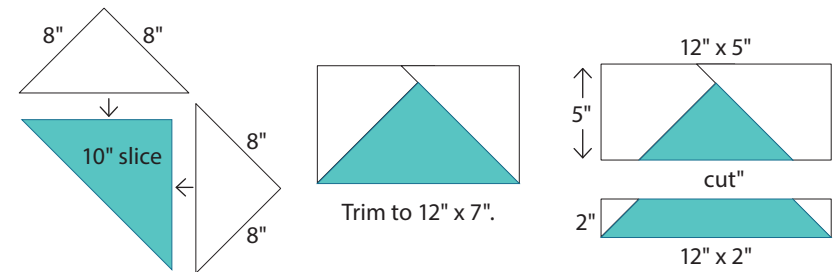
Sew the 5 strips end to end to make the binding.



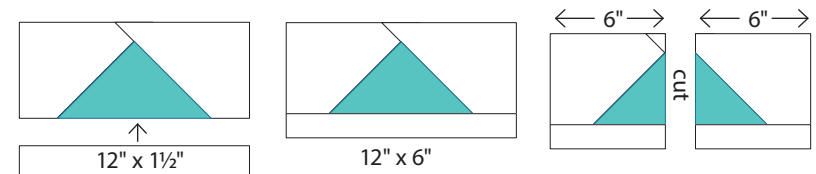
## Construction

Use ¼" seams and press in the direction of the arrows.

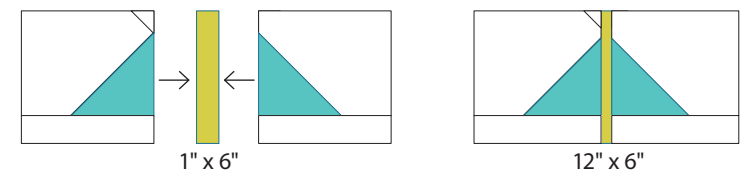
- 1** To make one boat
- (A) Sew an 8" background triangle to the 10" sides of a slice triangle as shown. Trim the block to 12" x 7". Cut the block into 1-12" x 5" (sail) and 1-12" x 2" (hull) section.



- (B) Add a 12" x 1½" background rectangle to the sail section. Press. Cut into two 6" wide sections.



- (C) Sew a 1" x 6" mast rectangle between the sails.



- (D) Sew the sails to the hull. Trim 1" off the top of the block. Repeat the steps to make 15 blocks.

