



Quilt is 67"x67".

blitzen

moda

©  **basicgrey**

blitzen

basicgrey

Quilter Basics

Read instructions before beginning a project. All instructions include a $\frac{1}{4}$ " seam allowance. 22" measurement is approximate. WOF—width of fabric

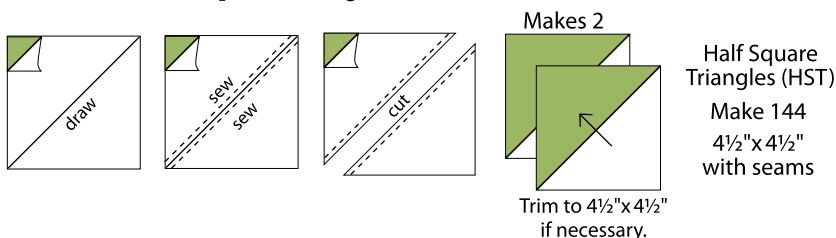
Quilt is 67"x67".

moda

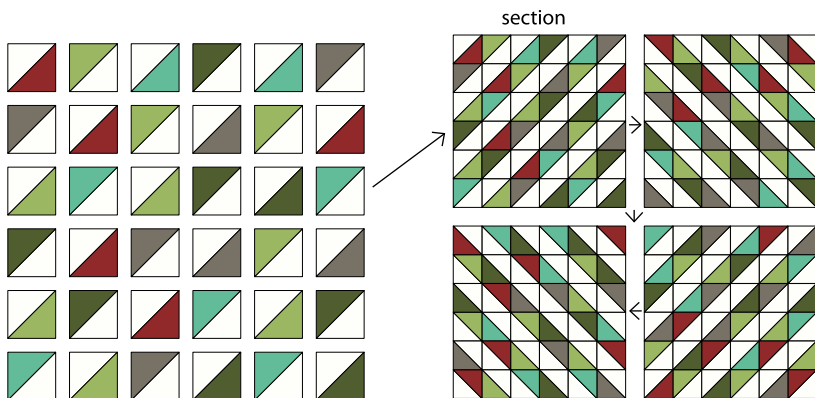
QUILT CONSTRUCTION

1 Half Square Triangles:

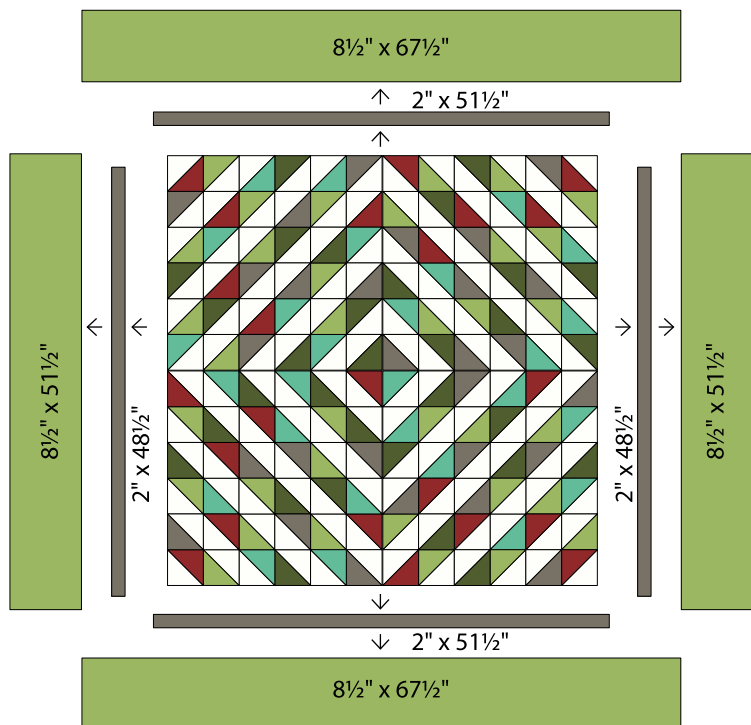
- (A) Layer 1-5"x5" Charm™ and 1-5"x5" Background square right sides together. Draw a diagonal line on the wrong side of the Background square. Sew $\frac{1}{4}$ " on each side of the diagonal line.
- (B) Cut on the line. Press open toward the dark triangle to make 2 half square triangles. If necessary, trim the blocks to measure $4\frac{1}{2}$ "x $4\frac{1}{2}$ ".
- (C) Repeat with remaining Charm™ squares to make a total of 144 Half Square Triangles.



- 2 Now you need a child and pet free zone! It is time to layout the HSTs on the floor to form the design. Sew 6 HSTs together for each row. Press rows in alternating directions. Combine 6 rows to make one section, then sew the sections together. *Note how the sections are rotated.*




- 3** *Always press away from the quilt top.*
 Add the 2-2"x 48½" Inner Borders to the sides of the quilt top.
 Add the 2-2"x 51½" Inner Borders to the top and bottom.
 Add the 2-8½"x 51½" Final Borders to the sides of the quilt top.
 Add the 2-8½"x 67½" Final Borders to the top and bottom.



- 4** Sew the 7-2½"x WOF
 Binding strips together.
 Layer, quilt and bind. ENJOY!

moda



Quilt is 67" x 67".

blitzen

©  basicgrey



Quilt is 67"x67".

FABRIC REQUIREMENTS

Half Square Triangles: 2 Charm™ Packs

Background: 1 $\frac{3}{8}$ yards (30291 18)

Inner Border: $\frac{1}{2}$ yard (30295 17)

Final Border: 2 yards (30290 12)
cut length of the fabric

Binding: $\frac{5}{8}$ yard (30293 16)

CUTTING

Background:

9-5" x WOF strip
subcut 72-5" x 5"

Inner Border:

6-2" x WOF strips
sew strips together then cut
2-2" x 51 $\frac{1}{2}$ " strips
2-2" x 48 $\frac{1}{2}$ " strips

Final Border:

cut the length of the fabric
2-8 $\frac{1}{2}$ " x 67 $\frac{1}{2}$ " strips
2-8 $\frac{1}{2}$ " x 51 $\frac{1}{2}$ " strips

Binding:

7-2 $\frac{1}{2}$ " x WOF strips

moda

MODAFABRICS.COM

PS30290 — SUGGESTED RETAIL \$6.00

