

moda



Topper: Size: 44"x44"



Runner: Size: 15"x48"

Royal Holiday

by Deb Strain

Royal Holiday

by Deb Strain

topper & runner

44" x 44"

15" x 48"

Cascading garlands of greenery and gold are majestically nuzzled into backdrops of red, green, blue and black. This collection of ornament and whimsy flanked by french topiaries and illuminated pines will have you shouting "Let them eat cake" across the sewing table.

Cutting for Runner:

Berry Panel

Tree & topiary motif
10" x 10" each.



Evergreen Border Stripe

Bell stripe motif
Cut 3-3/4" x length of the fabric.

Align ruler 1/4" above
light green stripe.

Cut 3/4" strip.



Jingle motif

Cut to 10" x 23"



Berry Paisley Red

Cut 4-2 1/2" x WOF (binding)

Quilter Basics

- Read instructions before beginning a project.
- All instructions include a 1/4" seam allowance.
- Press as you go. Press seams in one direction.

Cutting for Topper:

Berry Panel

Ornament motif
10" x 10".



Evergreen Border Stripe

Ornament stripe motif
Cut 4-4 1/2" x length of the fabric.

Align ruler 3/8" above
red stripe border.

Cut 4 1/2" strip.



Berry Trees & Poinsettias

Cut 3-7 1/2" x WOF strips
from each of 2 strips cut- 3 - 7 1/2" x 11 1/2" rectangles
and 1 - 7 1/2" x 7 1/2" corner square
from third strip cut- 2 - 7 1/2" x 11 1/2" rectangles
and 2 - 7 1/2" x 7 1/2" corner square

Berry Paisley Black

Cut 1-13" x WOF
then cut 2-13" x 13" cut in half diagonally
Cut 5-2 1/2" x WOF (binding)

Sage Greenery

Cut 2-7 1/2" x WOF
then cut 8-7 1/2" x 7 1/2"
2-7/8" x 14
2-7/8" x 14 3/4

Sage Snowflakes

Cut 1-7 5/8" x WOF
then cut 2-7 5/8" x 7 5/8" cut in half diagonally

Runner Construction:

1 Join the jingle motif (10" x 23") to the tree (10" x 10") and topiary (10" x 10") motifs. Press away from the center. Add the 3/4" bell borders. The cover runner has mitered borders. *Your quilt shop, the web or magazines are all excellent sources for how to miter borders.*

2 Layer, quilt and bind.
ENJOY!




moda



Topper construction:


1 Join the sage snowflake $7\frac{5}{8}$ " triangles to the ornament motif. Add $2-\frac{7}{8}$ " x 14" sage greenery strips to the sides and $2-\frac{7}{8}$ " x $14\frac{3}{4}$ " sage greenery strips to the top and bottom of the block. Sew the berry black paisley 13" triangles to the block. *The triangles will be oversized.* Trim the block to measure $22\frac{1}{2}$ " x $22\frac{1}{2}$ " with seams.



Add the $7\frac{5}{8}$ " snowflake triangles to the ornament motif.



Add the $\frac{7}{8}$ " greenery borders.

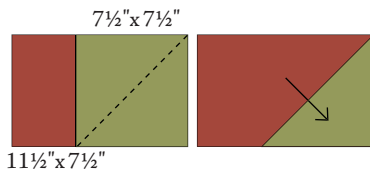


Add the 13" berry black paisley triangles.



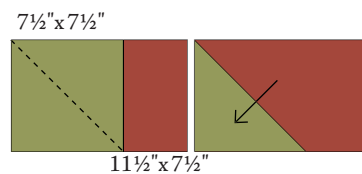
Trim the quilt center to measure $22\frac{1}{2}$ " x $22\frac{1}{2}$ " with seams.

2 Layer 1- $7\frac{1}{2}$ " x $7\frac{1}{2}$ " sage greenery square right sides to 1- $11\frac{1}{2}$ " x $7\frac{1}{2}$ " tree & poinsettias rectangle. Sew on the diagonal. Press to the corner to form a triangle. *Note the placement of the squares.* Make 4 Block As and 4 Block Bs. Combine Blocks A & B to make Block C. Make 4 Block Cs.



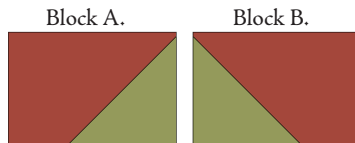
Sew on the diagonal. Press to form a triangle.

Block A.
Make 4.
 $7\frac{1}{2}$ " x $11\frac{1}{2}$ "
with seams

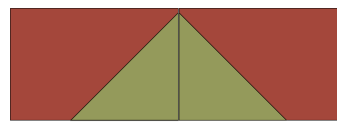


Sew on the diagonal. Press to form a triangle.

Block B.
Make 4.
 $7\frac{1}{2}$ " x $11\frac{1}{2}$ "
with seams



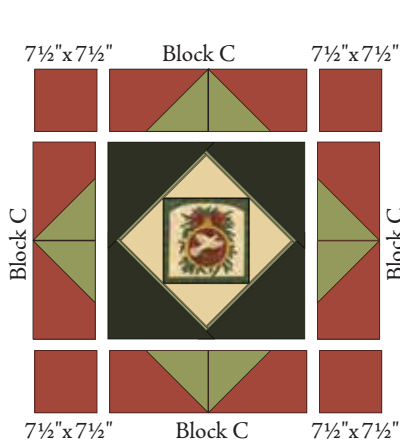
Combine Blocks A & B.



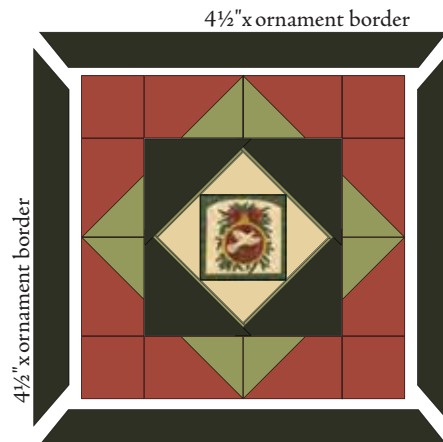
Block C.
Make 4.
 $7\frac{1}{2}$ " x $22\frac{1}{2}$ "
with seams




3 Add Block C to the sides of the quilt center. Join $2-7\frac{1}{2}$ " x $7\frac{1}{2}$ " tree & poinsettias rectangles to each side of Block C. Make 2. Sew to the top and bottom of the quilt top. Add the $4\frac{1}{2}$ " ornament borders. *The cover topper has mitered borders.* *Your quilt shop, the web or magazines are all excellent sources for how to miter borders.*



Add the borders, sides first then top and bottom.



Add the borders, sides first then top and bottom.



44" x 44" finished

4 Layer, quilt and bind. ENJOY!



moda

Royal Holiday

by Deb Strain

Topper: Size: 44"x44" Runner: Size: 15"x48"

FABRIC REQUIREMENTS



Berry Panel

19225-11

2/3 yard approx. (24"x WOF)



Evergreen Border Stripe

19226-12 1 1/2 yards

Multi Stripe borders



Berry Trees & Poinsettias

19228-11 3/4 yard

Red Tree Print, Topper



Berry Paisley Red

19229-11 1/3 yard

Red Paisley, Runner Binding



Berry Paisley Black

19229-14 3/4 yard

Black Paisley, Topper & Binding



Sage Greenery

19231-16 1/2 yard

Sage Holly Print, Topper



Sage Snowflakes

19233-16 1/3 yard

Sage Snowflake, Topper

Backing - 3 yards

moda

PS19225 — SUGGESTED RETAIL \$3.00

www.modafabrics.com

