

S'more Love

Eric & Julie Comstock

Quilt is 60" x 70".

Fabric Requirements

Blocks:

1 S'More Love Fat Eighth Bundle™
(33-9" x 22") (37060F8)

Brown Logs: 3 assorted 1 yards
(37075 19, 37076 19, 37079 19)

Binding: 5/8 yard (37078 14)


Backing: 4½ yards

Featuring S'More Love
by Eric & Julie Comstock for Moda.

moda

MODAFABRICS.COM

PS37070 — SUGGESTED RETAIL \$6.00



S'more Love

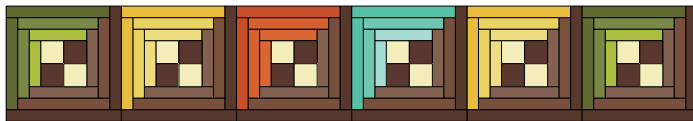
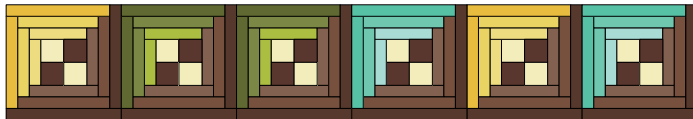
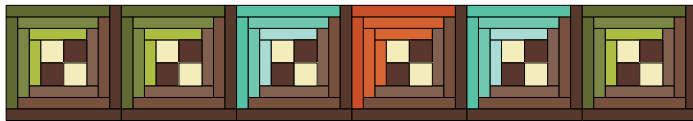
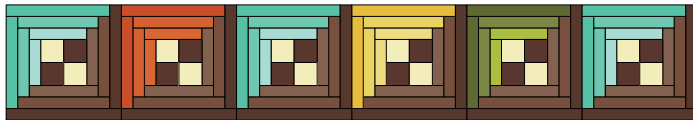
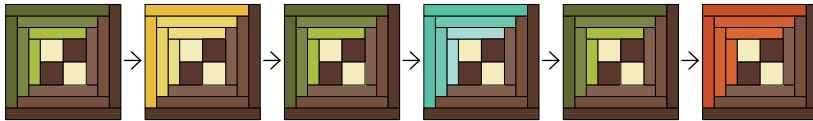
Eric & Julie Comstock™

moda

Quilt is 60" x 70".

3 Assemble the quilt

Arrange and sew 7 rows of 6 blocks. Press the rows in opposite directions. Join the rows.



4 Layer, quilt as desired and bind. ENJOY!

moda

S'more Love



Eric & Julie Comstock

Quilt is 60" x 70".

Cutting

S'More Love Fat Eighth Bundle

Brown Four-Patches: ● ● ● ●

From EACH of 4-fat eighths, cut 3-2½" x 22" strips

Cream Four-Patches: ● ● ● ●

From EACH of 4-fat eighths, cut 3-2½" x 22" strips

moda

Yellow, Teal, Green and Orange Logs:

From EACH of 21-fat eighths cut: (see diagram)

5-1½" x 22" strips.

From the strips, cut

2-1½" x 9½" strips

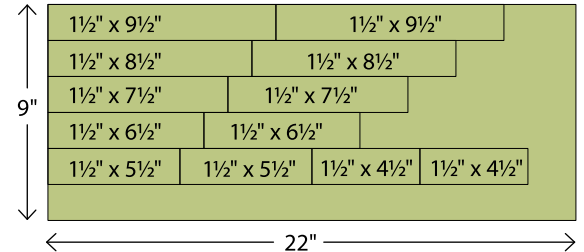
2-1½" x 8½" strips

2-1½" x 7½" strips

2-1½" x 6½" strips

2-1½" x 5½" strips

2-1½" x 4½" strips



Brown Log: ●

21-1½" x width of fabric strips

From the strips, cut 42-1½" x 10½" strips, 42-1½" x 9½" strips

Brown Log: ●

20-1½" x width of fabric strips

From the strips, cut 42-1½" x 8½" strips, 42-1½" x 7½" strips

Brown Log: ●

13-1½" x width of fabric strips

From the strips, cut 42-1½" x 6½" strips, 42-1½" x 5½" strips

Binding:

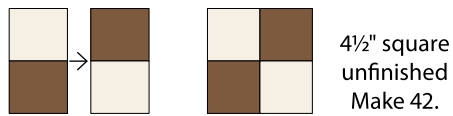
7-2½" x width of fabric strips

Sew the strips end to end using a diagonal seam to make the binding.

Construction Use 1/4" seams and press in the direction of the arrows.

1 Four-Patch Blocks

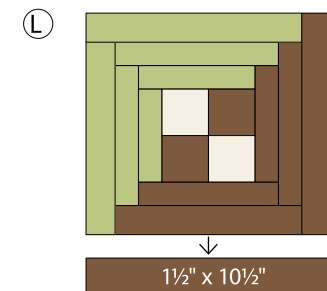
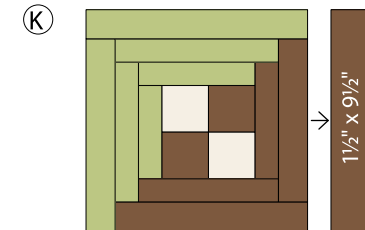
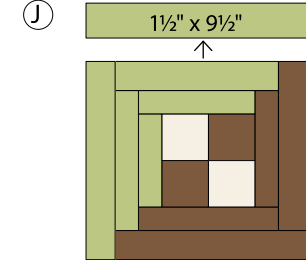
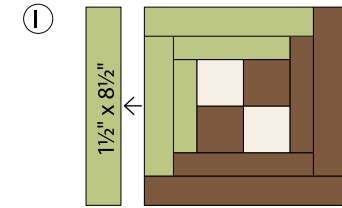
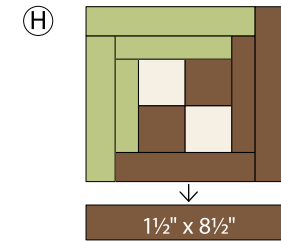
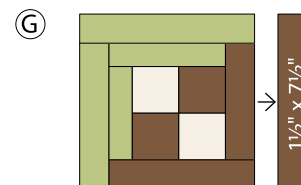
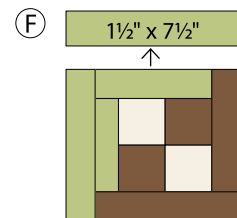
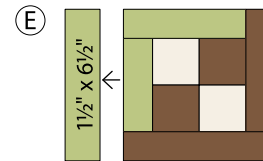
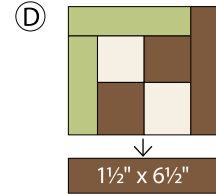
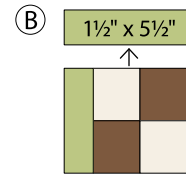
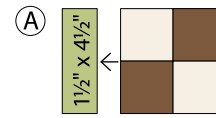
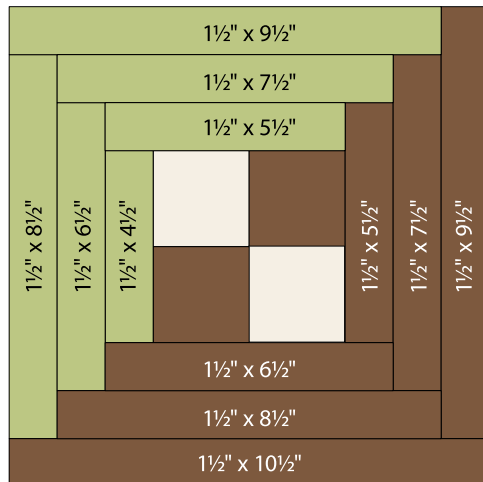
Sew 1 brown and 1 cream 2 1/2" x 22" strip together. Press toward the brown. Make 11 strip sets. (There is 1 extra brown and 1 extra cream strip.) From each of the strip sets, cut 8-2 1/2" wide units. Cut 88 total. Combine 2 matching units to make one four patch. Make 44 total. (2 are extra)



moda

2 Log Cabin Blocks

Follow the diagrams to add the "logs" to make the block. Press away from the block center. The diagrams that follow show the cut sizes of the logs. Note the orientation of the four-patch and the placement of the brown logs. Make 42 blocks total.



Log Cabin Block
10 1/2" square unfinished
Make 42 total.