

Quilt is 65" x 67".

# Wild Waves Batiks

*moda*

# Wild Waves Batiks

moda

Quilt is 65" x 67".

## Cutting

### Triangle Log Cabins

From EACH of the 40 Fat Quarters cut  
1-5" x 22" strip

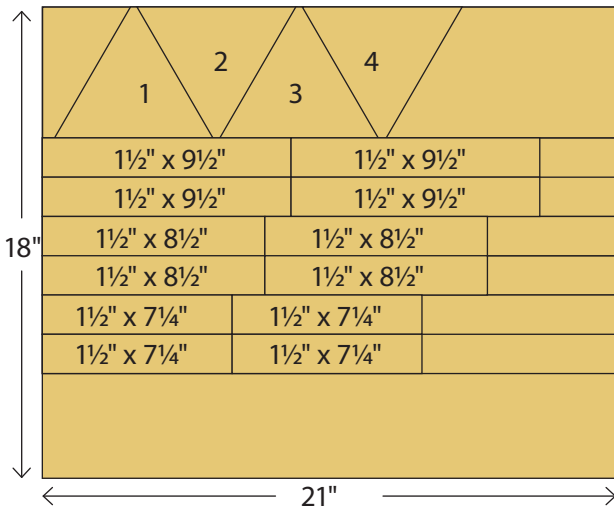
From the strip, cut 4 triangles

6-1½" x 22" strips

From the strips, cut 4-1½" x 9½"

4-1½" x 8½"

4-1½" x 7¼"



## Binding

7-2½" x width of fabric strips

Sew the strips end-to-end to make the binding.

moda

Use ¼" seams. Press in the direction of the arrows in the diagrams.

## Construction

### 1 Triangle Log Cabin

To make 1 triangle log cabin select:

1-triangle

1-set of matching strips: 1-1½" x 7¼"

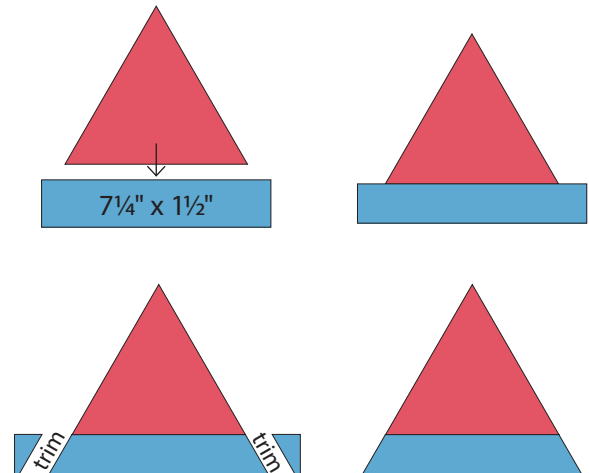
1-1½" x 8½"

1-1½" x 9½"

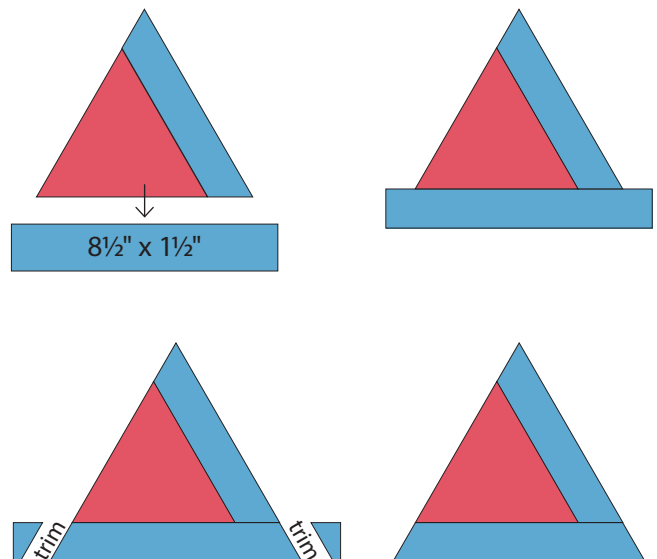
(A) Center the 7¼" x 1½" strip on one side of the triangle.

*Tip: Finger press the triangle and strip in half to find the centers.*

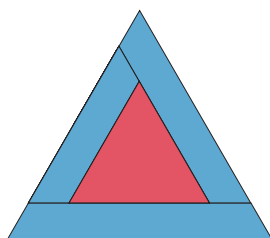
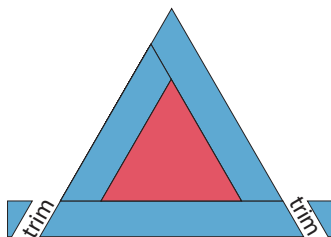
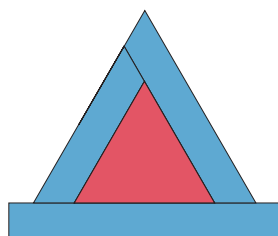
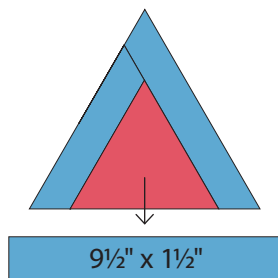
Sew, press, and trim.



(B) Rotate the previous unit 60°. Center the 8½" x 1½" strip on the side of the triangle as shown. Sew, press, and trim.




(C) Rotate the previous unit 60°. Center the 9½" x 1½" strip on the side of the triangle as shown. Sew, press, and trim to finish the block. Make 153 blocks.



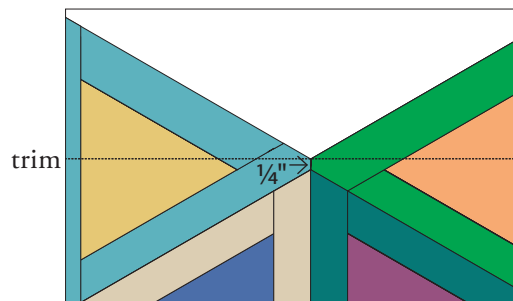
Triangle Log Cabin  
8" x 9¼" unfinished  
Make 153.

*moda*


2 Arrange and sew 9 columns of 17 triangle log cabin blocks as shown. Press the seams open.

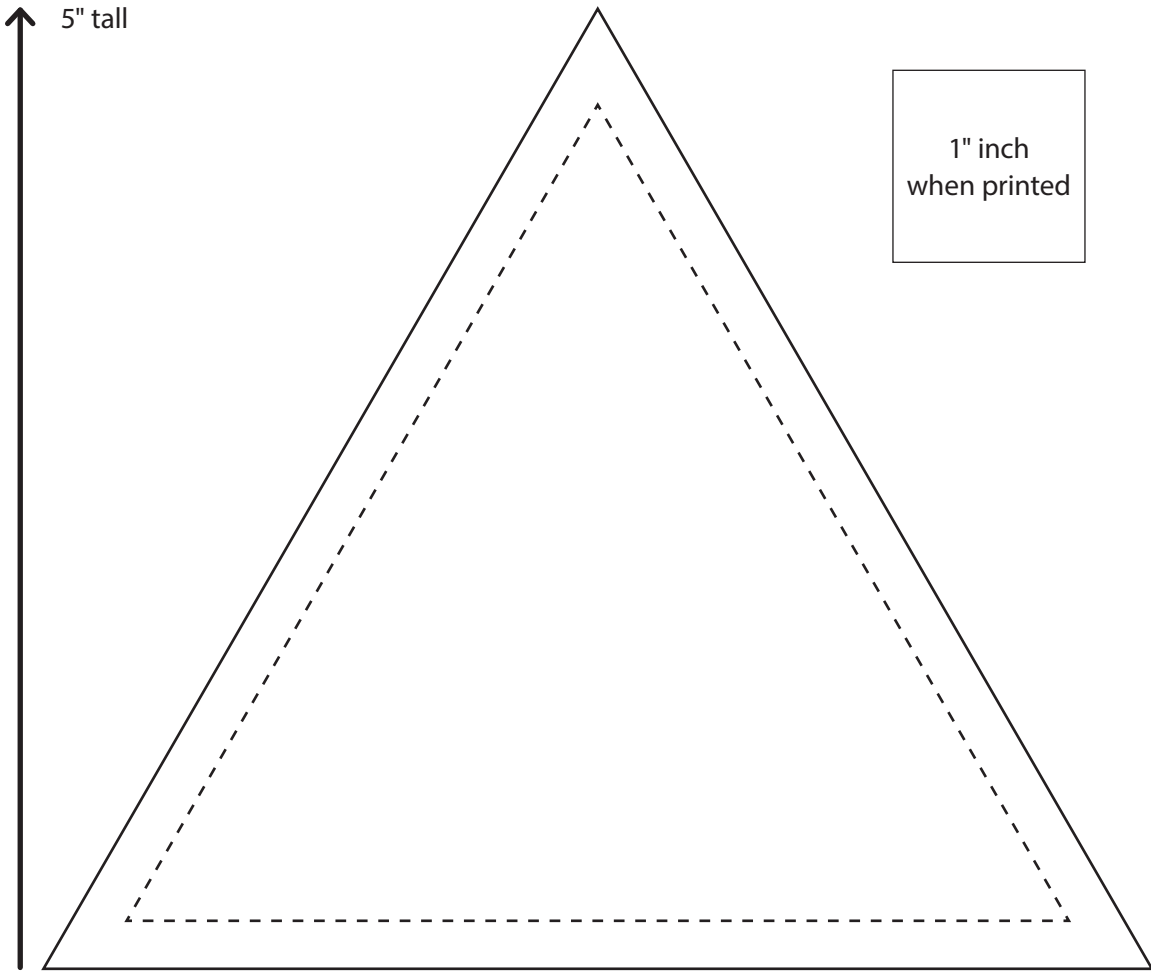


- 3 Arrange and join the 9 columns as shown.  
Trim the top and bottom of the quilt; be sure to leave a  $\frac{1}{4}$ " seam allowance (see diagram).  
Layer, quilt, and bind.



*moda*





Template is actual size. Seam allowance is included.

Wild Waves Batiks  
*moda*

# Wild Waves Batiks

*moda*

Quilt is 65" x 67".

## Fabric Requirements

---

### Triangle Log Cabins

1 Wild Wave Batiks Fat Quarter Bundle  
4341AB (40-18" x 22")

**Binding:** 5/8 yard

**Backing:** 4 1/4 yards

**Template or 60° ruler**

---

Featured fabric

Wild Waves Batiks  
by  
*moda*



*moda*

MODAFABRICS.COM

PS4341