

Block 3

American Jane

Supplies & Cutting

Dark: (9" x 22")
 Cut 4 "B" templates
 Cut 4 "C" templates

Medium: (9" x 11")
 4-2" x 2" squares

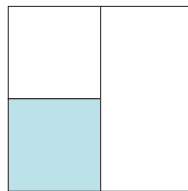
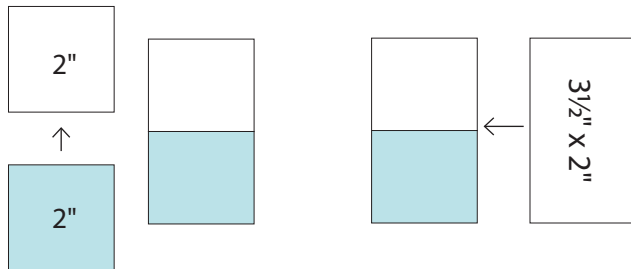
Light: (12" x 22")
 1-3 1/2" x 22" strip
 cut the 1 strip into 1-3 1/2" x 3 1/2" square
 4-3 1/2" x 2" rectangles

1-2" x 22" strip
 cut the 1 strip into 4-2" x 2" squares
 Cut 4 "A" templates

Use a 1/4" seam allowance.
 Press in the direction of the arrows.

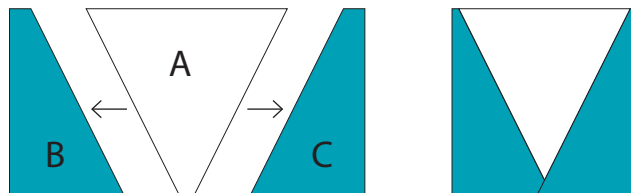
Quilt Construction

1 Sew 1-2" x 2" Medium and 1-2" x 2" Light square together. Press. Add 1-3 1/2" x 2" Light rectangle. Make 4.



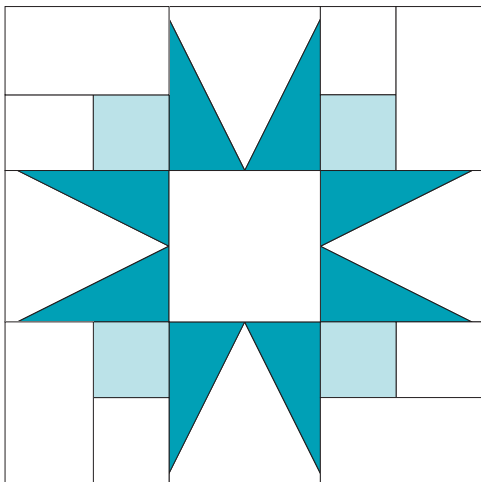
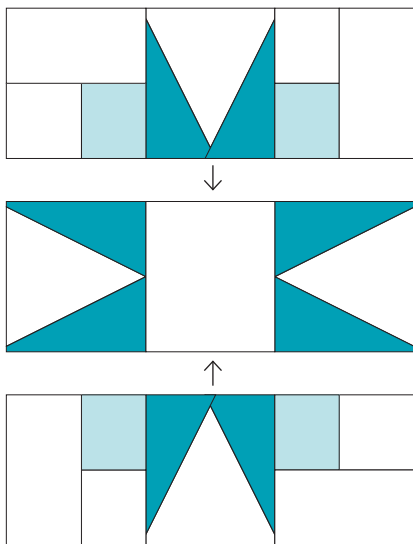
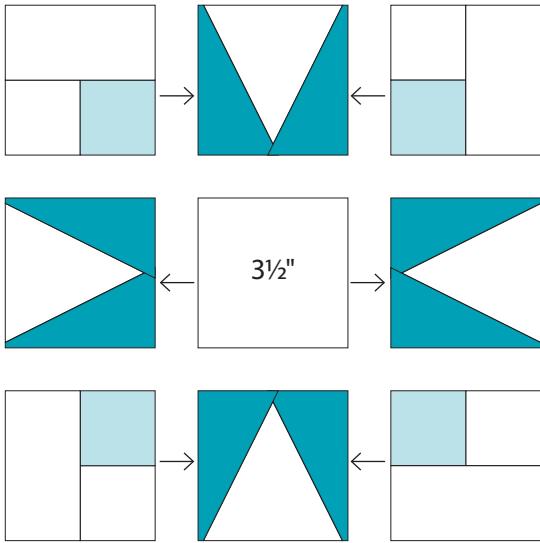
Make 4.
 3 1/2" x 3 1/2" with seams

2 Use the templates to cut out the side blocks. Assemble the block. Make 4.



Make 4.
 3 1/2" x 3 1/2"
 with seams

2 Assembly: Sew the block parts into rows as shown. Press in the direction of the arrows. Combine the rows.



9 1/2" x 9 1/2" with seams

