

# Block 16

## Cotton Way

### Supplies & Cutting

**Dark:** (9" x 11")

1-2" x 22" strip

cut the 1 strip into 4-2" x 2" squares

1-4 1/4" x 4 1/4" square

**Medium:** (9" x 22")

1-4 1/4" x 22" strip

cut the 1 strip into 1-4 1/4" x 4 1/4" square

2-3 7/8" x 3 7/8" squares

cut the 2-3 7/8" x 3 7/8" squares in half once diagonally to make 4-3 7/8" triangles

**Light:** (9" x 22")

1-4 1/4" x 22" strip

cut the 1 strip into 2-4 1/4" x 4 1/4" squares

1-3 1/2" x 3 1/2" square

2-3 7/8" x 3 7/8" squares

cut the 2-3 7/8" x 3 7/8" squares in half once diagonally to make 4-3 7/8" triangles

1-2" x 22" strip

cut the 1 strip into 4-2" x 2" squares

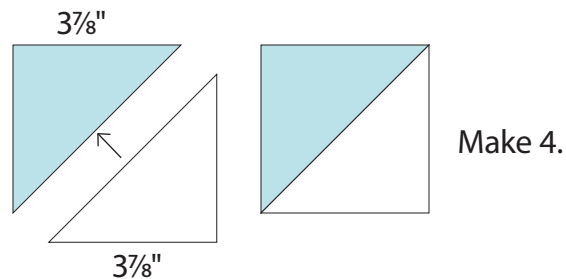
Use a 1/4" seam allowance.

Press in the direction of the arrows.

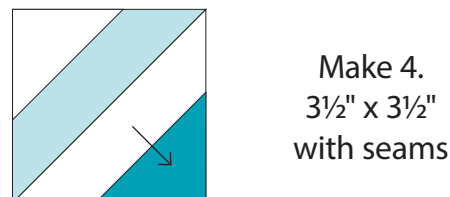
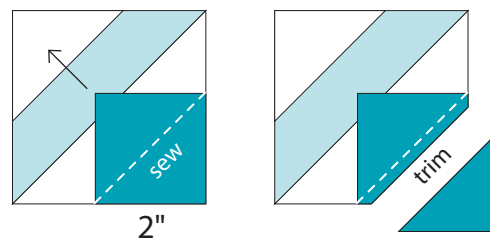
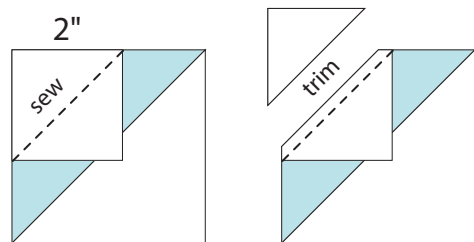
### Quilt Construction

Draw a diagonal line on the wrong side of 4-2" x 2" Dark and 4-2" x 2" Light squares.

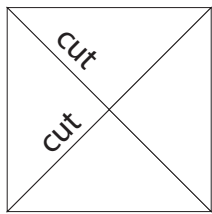
- 1 (A) Sew 1-3 7/8" Medium and 1-3 7/8" Light triangle together. Make 4.



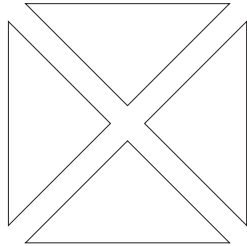
- (B) Layer, right sides together, 1-2" x 2" Light square on the previous unit as shown. Sew on the diagonal line. Trim 1/4" from the diagonal line. Press to the corner to form the triangle. Repeat on the other side using 1-2" x 2" Dark square as shown. Make 4.



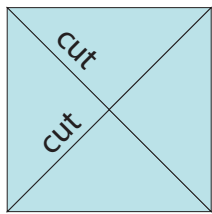
2 (A) Cut  $2\text{-}\frac{1}{4}\text{'}$   $\times$   $4\frac{1}{4}\text{'}$  Light,  $1\text{-}\frac{1}{4}\text{'}$   $\times$   $4\frac{1}{4}\text{'}$  Medium and  $1\text{-}\frac{1}{4}\text{'}$   $\times$   $4\frac{1}{4}\text{'}$  Dark square twice on the diagonal to make 8-Light, 4-Medium, and 4-Dark quarter square triangles.




Light  
 $2\text{-}\frac{1}{4}\text{'}$   $\times$   $4\frac{1}{4}\text{'}$



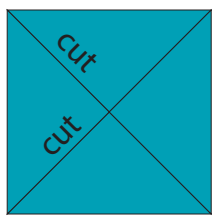
8 Light  
quarter square triangles




Medium  
 $1\text{-}\frac{1}{4}\text{'}$   $\times$   $4\frac{1}{4}\text{'}$



4 Medium  
quarter square triangles

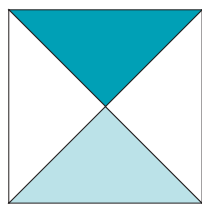
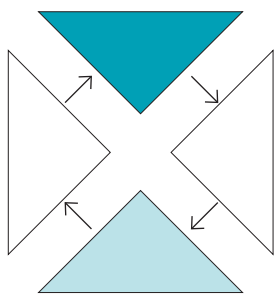


Dark  
 $1\text{-}\frac{1}{4}\text{'}$   $\times$   $4\frac{1}{4}\text{'}$




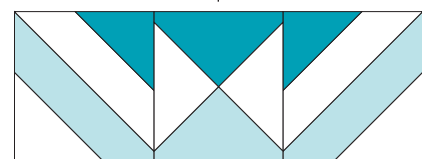
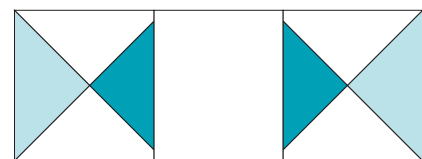
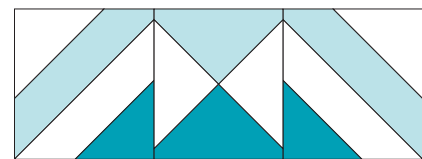
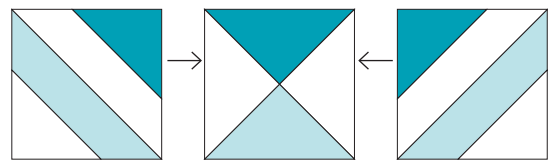
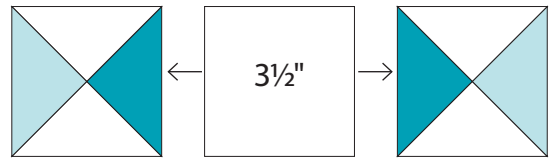
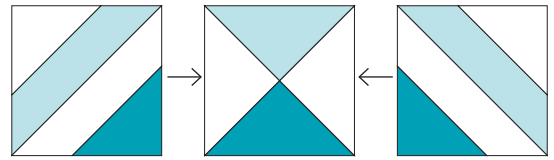
4 Dark  
quarter square triangles

(B) Combine 2-Light, 1-Medium and 1-Dark quarter square triangle. Make 4.



Make 4.  
 $3\frac{1}{2}\text{'}$   $\times$   $3\frac{1}{2}\text{'}$   
with seams

3 Assembly: Sew the block parts into rows as shown. Press in the direction of the arrows. Combine the rows.



$9\frac{1}{2}\text{'}$   $\times$   $9\frac{1}{2}\text{'}$  with seams