

Block 21

Mary Jane 

Supplies & Cutting

Dark: (9" x 11")
 1-4 1/4" x 11" strip
 cut the 1 strip into 2-4 1/4" x 4 1/4" squares

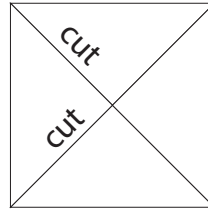
Medium: (9" x 11")
 1-4 1/4" x 11" strip
 cut the 1 strip into 2-4 1/4" x 4 1/4" squares

Light: (9" x 22")
 1-4 1/4" x 22" strip
 cut the 1 strip into 4-4 1/4" x 4 1/4" squares
 1-3 1/2" x 3 1/2" square

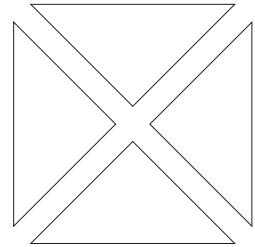
Use a 1/4" seam allowance.
 Press in the direction of the arrows.

Quilt Construction

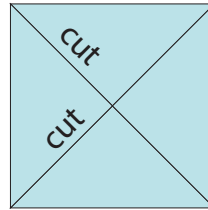
1 Cut 4-4 1/4" x 4 1/4" Light, 2-4 1/4" x 4 1/4" Medium and 2-4 1/4" x 4 1/4" Dark squares twice on the diagonal to make 16-Light, 8-Medium, and 8-Dark quarter square triangles.




Light
 4-4 1/4" x 4 1/4"



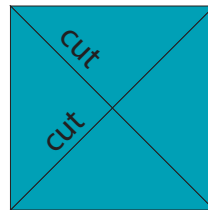
16 Light
 quarter square triangles




Medium
 2-4 1/4" x 4 1/4"



8 Medium
 quarter square triangles

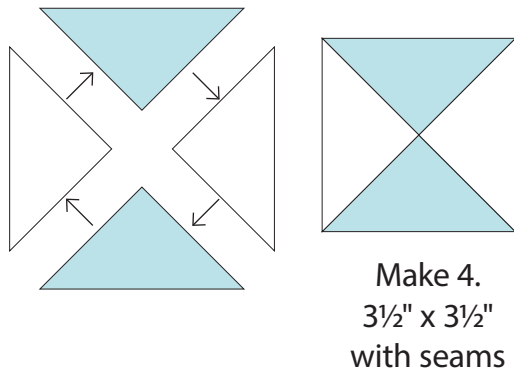


Dark
 2-4 1/4" x 4 1/4"

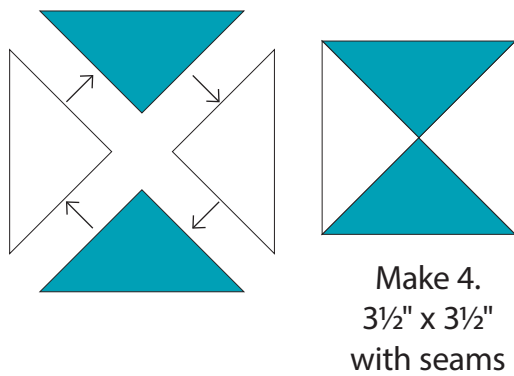


8 Dark
 quarter square triangles

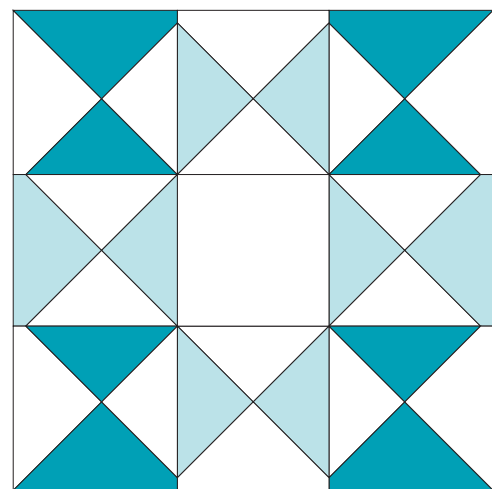
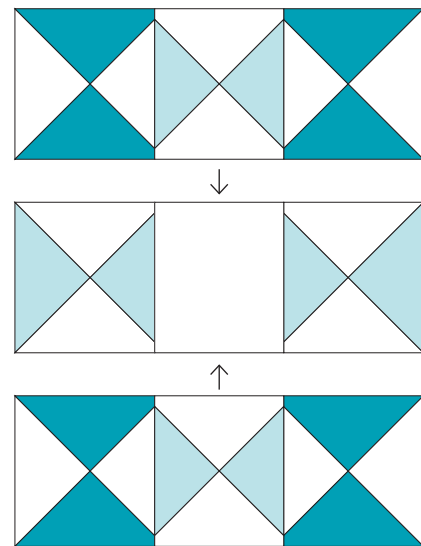
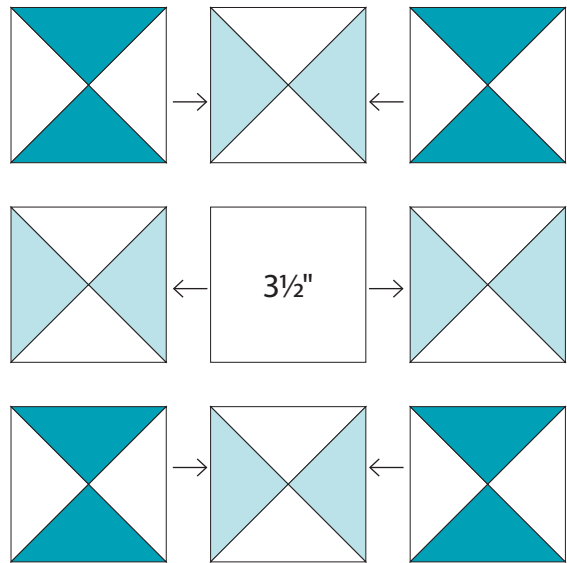
2 Combine 2-Light and 2-Medium quarter square triangles. Make 4.



3 Combine 2-Light and 2-Dark quarter square triangles. Make 4.



4 Assembly: Sew the block parts into rows as shown. Press in the direction of the arrows. Combine the rows.



9 1/2" x 9 1/2" with seams