

# Block 31

## V and Co.

### Supplies & Cutting

**Dark: (9" x 11")**  
 2-2 $\frac{3}{4}$ " x 11" strips  
 cut the strips into 4-2 $\frac{3}{4}$ " x 5" rectangles

**Medium: (9" x 11")**  
 2-2 $\frac{3}{4}$ " x 11" strips  
 cut the strips into 4-2 $\frac{3}{4}$ " x 5" rectangles

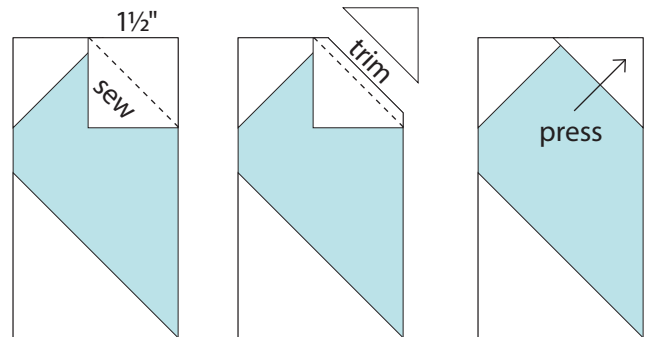
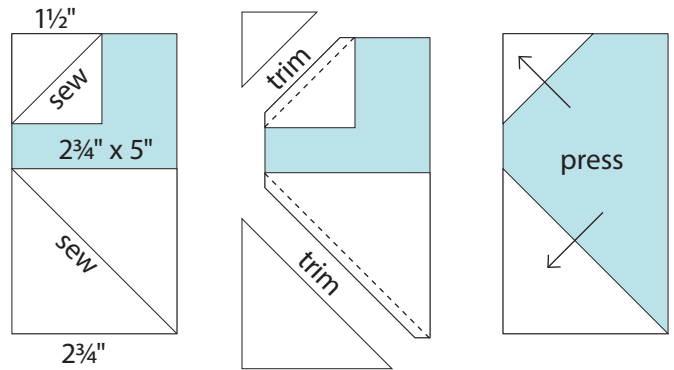
**Light: (9" x 22")**  
*cut carefully, you will be using 8 $\frac{1}{2}$ " of the 9" wide strip*  
 2-2 $\frac{3}{4}$ " x 22" strips  
 cut the strips into 8-2 $\frac{3}{4}$ " squares  
 2-1 $\frac{1}{2}$ " x 22" strips  
 cut the strips into 16-1 $\frac{1}{2}$ " squares

Use a  $\frac{1}{4}$ " seam allowance.  
 Press in the direction of the arrows.

### Quilt Construction

Draw a line, from corner to corner, on the wrong side of 8-2 $\frac{3}{4}$ " and 16-1 $\frac{1}{2}$ " background squares.

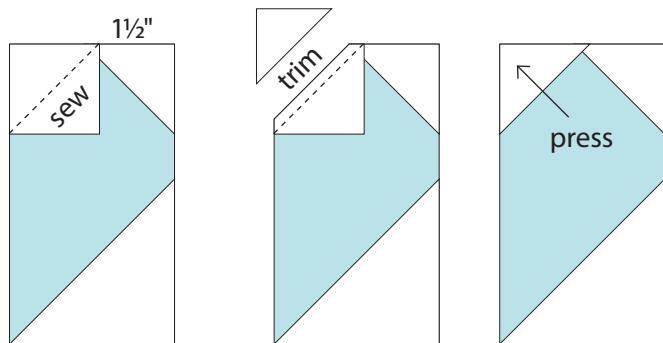
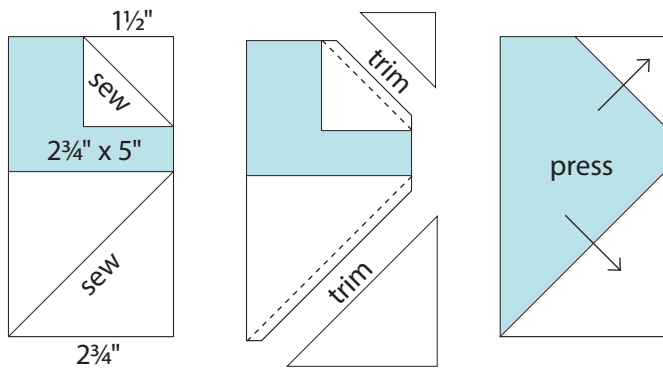
- To make one heart:
  - Sew 1-1 $\frac{1}{2}$ " and 1-2 $\frac{3}{4}$ " marked background square on the diagonal to 1-2 $\frac{3}{4}$ " x 5" heart rectangle as shown. Trim  $\frac{1}{4}$ " from the seams. Press to the corners to form triangles. Sew an additional 1-1 $\frac{1}{2}$ " marked background square to the same rectangle as shown. Trim and press. Make 1.



Make 1.  
 2 $\frac{3}{4}$ " x 5" with seams

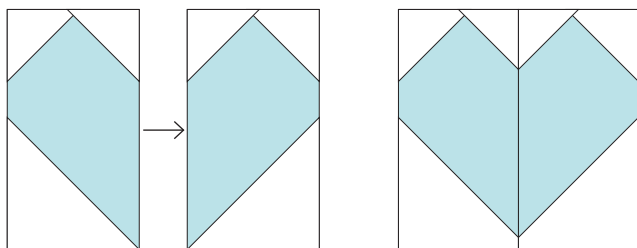
Step 1 continued.

(B) Sew  $1\text{-}1\frac{1}{2}\text{'}$  and  $1\text{-}2\frac{3}{4}\text{'}$  marked background square on the diagonal to  $1\text{-}2\frac{3}{4}\text{'}$  x  $5\text{'}$  heart rectangle as shown. Trim  $\frac{1}{4}\text{'}$  from the seams. Press to the corners to form triangles. Sew an additional  $1\text{-}1\frac{1}{2}\text{'}$  marked background square to the same rectangle as shown. Trim and press. Make 1.



Make 1.  
 $2\frac{3}{4}\text{'}$  x  $5\text{'}$  with seams

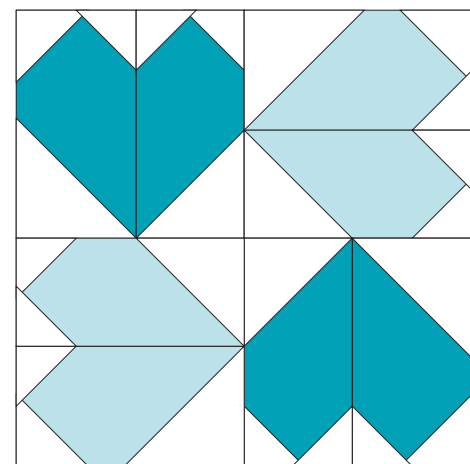
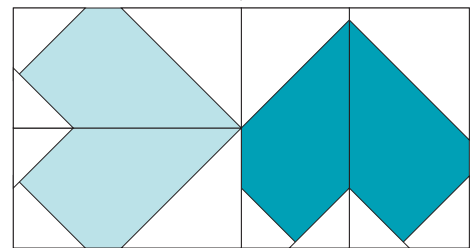
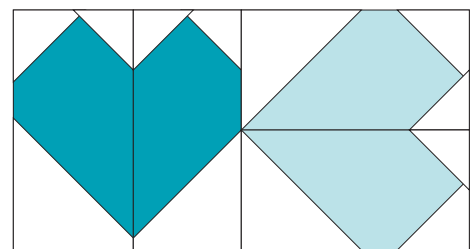
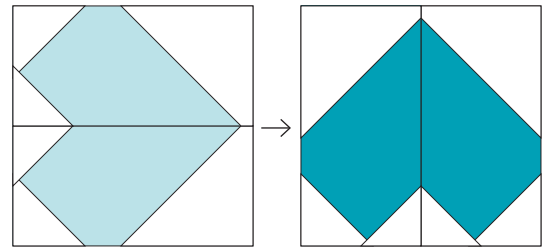
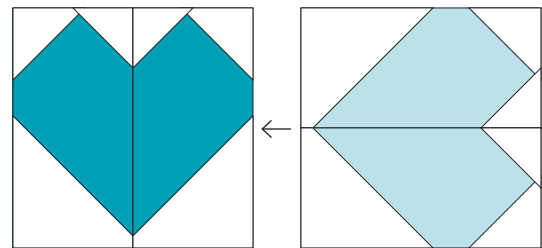
(C) Combine to make one heart. Repeat to make a total of 4 hearts.



Make 1.  
 $5\text{'}$  x  $5\text{'}$  with seams

Repeat to make a total of 4 hearts.

2 Assembly: Sew the block parts into rows as shown. Press in the direction of the arrows. Combine the rows.



$9\frac{1}{2}\text{'}$  x  $9\frac{1}{2}\text{'}$  with seams