

New!

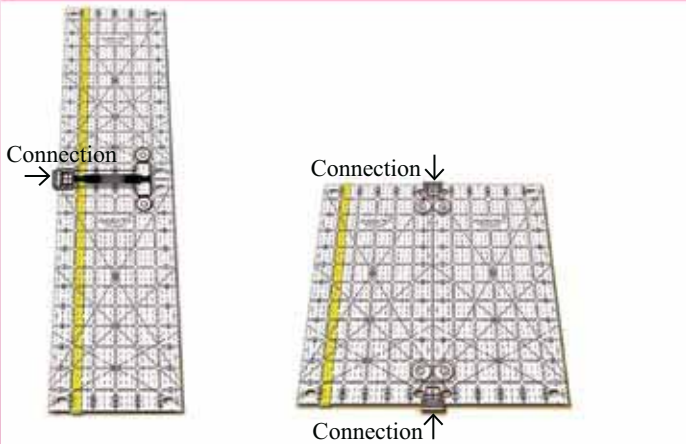
**Let the Ruler Additions do all the math.
Simply attach the Addition to the edge of your ruler,
and line up the fabric to make Squares, Half Square
Triangles and Quarter Square Triangles.
1/4" seam allowance included.**

Guideline Additions
Stock# GL-QRA



New!

Guidelines Connections™





Make your ruler twice as long or wide when you need it. No more rulers sticking out of your bags when you go to quilt classes or not fitting on shelves or in drawers. Join the 6" x 12" ruler either lengthwise or width wise and make a 6" x 24" or 12" x 12" ruler. Kit includes: 1- Length connector, 1 - 24" Fabric guide (folds to 12") and 2 - width connectors. Virtually unbreakable and made of Polycarbonate.

Guideline Connection Kit
Stock# GL-CNX

Guidelines Ruler

- Make quilt pieces, units and blocks without patterns, templates or math
- Add the seam allowance addition to the edge of the Guidelines Ruler
- No Guesswork, No math

Guidelines Ruler 6 x 12"
Stock# GL-612



Guidelines Seam Allowance Adds

- Attach the S Addition for Squares
- Attach the H Addition for Half Square Triangles
- Attach the Q Addition for Quarter Square Triangles

Does not include ruler

Guideline Seam Allowance Adds
Stock# GL-SAA

Guidelines Prep Tool

- Measure or mark consistent scant 1/4" seam allowances
- Trim Points for perfect patch alignment
- Mark seam intersections for precise set-in-seams.

Guideline Prep Tool
Stock# GL-PT

